




Mystic Valley *Elder Services*

Empowering Independence *Since 1975*



Consumers By Community

| | |
|----------------------|--------------|
| Chelsea | 979 |
| Everett | 1,220 |
| Malden | 2,556 |
| Medford | 1,276 |
| Melrose | 747 |
| North Reading | 181 |
| Reading | 410 |
| Revere | 1,618 |
| Stoneham | 512 |
| Wakefield | 479 |
| Winthrop | 475 |

MISSION

Mystic Valley Elder Services (MVES) is a 501(c)(3) non-profit that empowers older adults and people with disabilities to live independently with dignity in a setting of their choice. We provide them and their caregivers with information, advice and access to quality services and resources.

YEAR

1975

FOUNDED

COMMUNITIES SERVED

Chelsea, Everett, Malden, Medford, Melrose, North Reading, Reading, Revere, Stoneham, Wakefield and Winthrop

REVENUE

\$102 million

MVES is funded primarily by federal, state, and local government agencies and supplemented by private grants, donations. Just 1% of our budget is derived from participant fees, which are assessed on a sliding scale.

LEADERSHIP

Chief Executive Officer Lisa Gurgone

NUMBER OF EMPLOYEES

350



781-324-7705




www.mves.org



300 Commercial Street #19,
Malden MA 02148




Mystic Valley Elder Services



Congregate Meals
66,149
*Increase of nearly 50% over FY22



NUTRITION



Home-Delivered Meals
660,797

Numbers at a Glance: Highlighting FY23 Services

Protective Services

| | |
|--------------------------|-------|
| Intakes | 1,873 |
| Completed Investigations | 884 |

Information & Referral

| | |
|-------|-------|
| Calls | 6,260 |
|-------|-------|

Consumers Discharged From Long-Term Facilities

113

Money Management Volunteers

| | |
|--------------------------|----|
| Avg. Consumers Per Month | 66 |
|--------------------------|----|

Shine Insurance Counseling

| | |
|--------------------------|-----|
| Avg. Consumers Per Month | 298 |
|--------------------------|-----|

ARPA Initiatives

American Rescue Plan Act Calendar Year 2023

Public Health Nurse Initiative

| | |
|--|-----|
| 1-1 sessions between nurse and residents | 703 |
| Attendees at wellness presentations | 401 |



Hospital to Home Partnership Program

In Collaboration with Tufts MelroseWakefield and Cambridge Health Alliance Everett Hospital

| | |
|--------------------------------------|-----|
| Referrals handled | 253 |
| Referrals to MVES home care services | 51 |



Home Care

1.7 Million Hours of In-Home Services Provided

Increase of Nearly 6% From FY22

Homemaker
316,398 hours

Supportive Home Care Aide
100,778 hours

Companion
26,297 hours



Total
1,694,685 hours

Home Health Aide
640,593 hours

Personal Care
610,620 hours

Home Care & Integrated Care: By the Numbers

Home Care

| | |
|----------------------------|-------|
| Average monthly enrollment | 4,236 |
| Total served annually | 5,618 |
| Average age | 80.4 |
| Percentage over age 80 | 52.8% |

Integrated Care (SCO/One Care)

| | |
|----------------------------|-------|
| Average monthly enrollment | 4,188 |
| Total served annually | 4,659 |
| Average age | 73.9 |
| Percentage over age 80 | 24.3% |